




**D.A.V. CENTENARY PUBLIC SCHOOL**

**SECTOR-6, BAHADURGARH**

# **SUMMER** **Holidays** **Homework**

**Class -** **UKG (2026-27)**



***Dear Parents,***

***Summer vacations are a wonderful time for children to relax, refresh and explore new interests. It is also the perfect opportunity to develop creativity, learn new skills, and enjoy meaningful experiences.***

***Keeping this in mind, we have thoughtfully designed the holiday homework to make learning enjoyable and productive. These activities will help build confidence, creativity and independent thinking among students.***

***The cheerful summer days bring joy, fun and memorable moments with friends and family. Along with enjoyment, children should also continue learning through observation, exploration and creative activities. By balancing fun with learning, they can grow into confident and responsible individuals.***

***“Intelligence is the ability to adapt.”***

***The summer assignments have been carefully prepared to encourage curiosity, creativity and the spirit of “Learning by Doing.” Students are encouraged to complete their work neatly and present it creatively.***

***Let these holidays be filled with happiness, learning, and new experiences.***

**Have an Enjoyable and Productive Summer Break!  
See You All on July 1, 2026.**

# Homework for Summer Vacations(2026-27)

## **NOTE :**

Do written work in 3 in 1 notebook .

Do creative work on given coloured sheets .

Revise all the syllabus done so far ,Unit test -1 will be held in the 2nd week of july.

**English**:-5pages of vowel a words




**Hindi**:-क-ह(2पेज),दो अक्षर के शब्द (तीन पेज)

**Maths**:- 1-70 Counting (2 times),Count and write (2 times)







**EVS& G.K**:- learn Questions of April and May month.

**Creative work According to roll no:-**


### **ROLLIN:-1-8 ( use coloured sheets)**

- 1.Rhyming word Train  Each coach with one word of vowel e .
- 2.Magic Words Flower  Petals with words like Please, Sorry, Thank You.
- 3.Name Art Craft  Children decorate their name with colours, stickers, inpulses, or glitter.


### **ROLLNO:-9-16 ( use coloured sheets)**

- 1.Word Tree  Write (तीन अक्षर के 10 शब्द) on the leaves of a tree.
- 2.Vegetable/Fruit Basket Collage     Cut and paste pictures.
- 3.Name Art Craft  Children decorate their name with colours, stickers, pulses, or glitter.

### **ROLLNO:-16-23 (use coloured sheets)**

- 1.Make a colourful Number Ladder (1–50) and practise daily.
- 2.Make a chart on Community Helpers and their Tools.
- 3.Name Art Craft  Children decorate their name with colours, stickers, pulses, or glitter.

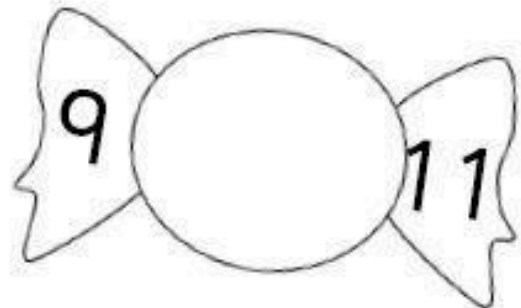
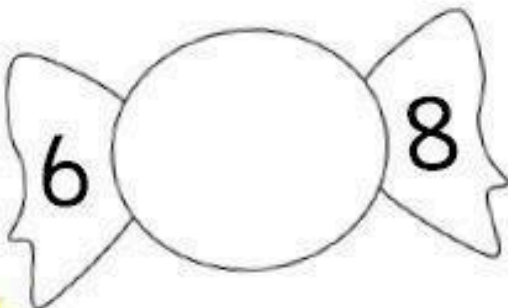
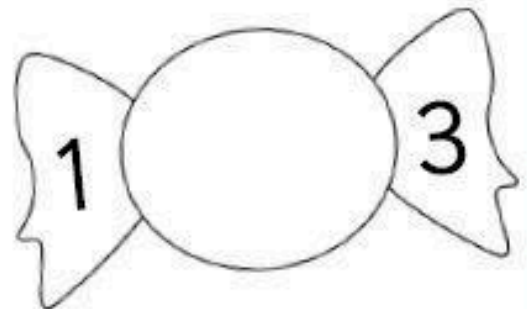
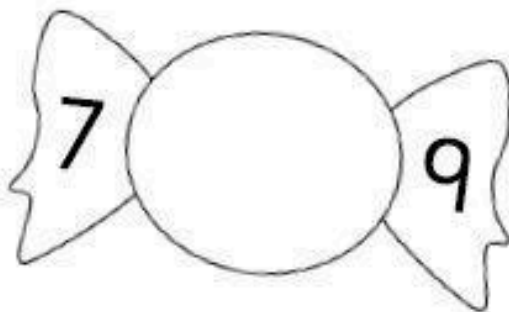
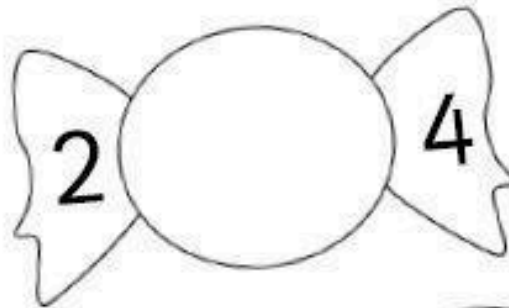
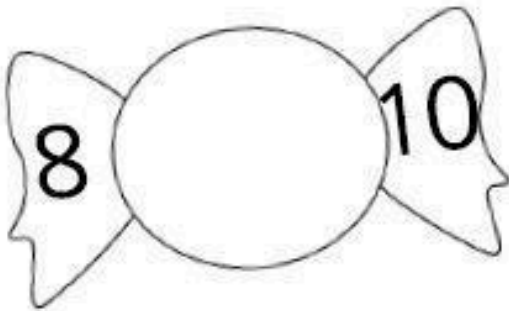
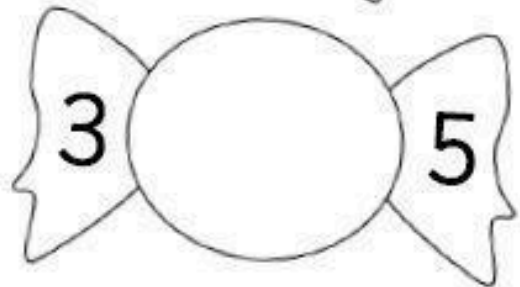
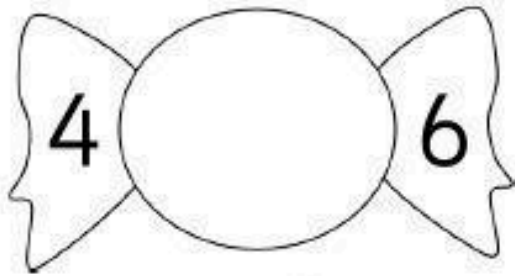
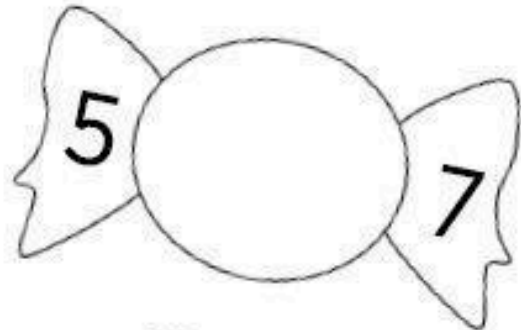
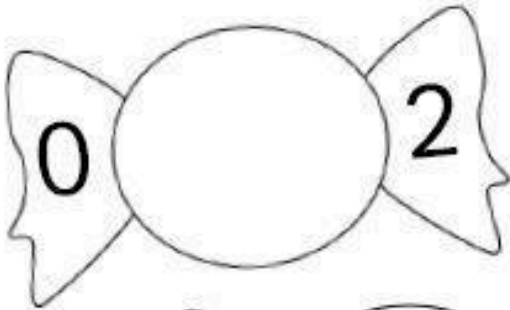
### **ROLLNO:-24-33 (use coloured sheets)**

- 1.Make 3 flash cards of vowel a words and 3 flash cards of दो अक्षर के शब्द।
- 2.Make a chart on Animals and Their Babies.
- 3.Name Art Craft  Children decorate their name with colours, stickers, pulses, or glitter.

**For worksheets ,You May take printouts or complete in 3in 1 notebook.**

## Numbers in Between

Write the numbers which come in between.



अलग-अलग अक्षरो को जोड कर शब्द बनाना सीखे

फ	ल	
	म	
	न	

म	ग	
	र	
	त	

ब	म	
	स	
	ल	

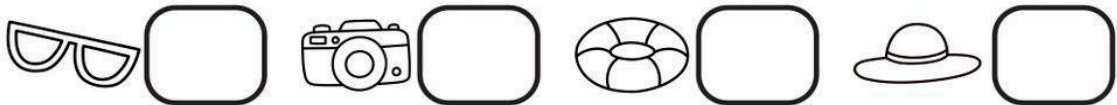

र	न	
	ब	
	थ	

भ	ग	
	र	
	ज	

य	ज्ञ	
	म	
	श	

# BEACH I SPY


Count each object and write how many you see.



# Think outside the box



This is not a Circle,  
This is a \_\_\_\_\_



# LEARNING & FUN FOR KIDS

## What Number Comes Next

8 → 9

4 → 5

4 →

6 →

2 →

9 →

5 →

3 →

6 →

8 →

7 →

3 →

1 →

4 →

6 →

7 →

8 →

5 →

## अक्षर जोड़े और सब्द बनाएं।

घ + र	=	घर
ब + स	=	
प + र	=	
फ + ल	=	
ह + ल	=	
च + ल	=	
न + ल	=	
ज + ल	=	
द + स	=	
ध + न	=	
प + ङ	=	

# Rhyming Words

cat pan man sat

pat can mat tan

**an**

**at**

---

---

---

---

---




---

---

---

Write the missing numbers.





Happy

Father's

Day!

